

Have fun building Your own ambulance

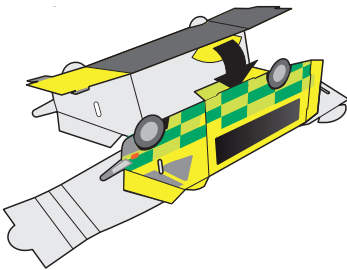
Instructions

- 1** Ask an adult to help you cut around the edges of the ambulance.

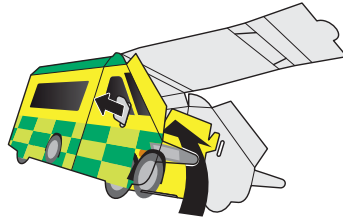
Orange lines are cut lines

Black dotted lines are fold lines


- 2** Fold down side panels.



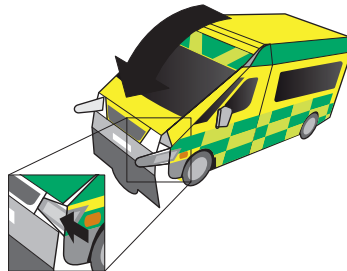
- 5** Fold up inside panel, push side mirror tabs through slots.



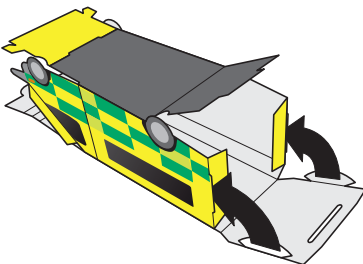
- 3** Turn over, tuck side tab into side slot.



- 6** Fold down windscreen, tuck both headlight tabs into slots.



- 4** Fold up rear panel, tuck both tabs into slot.



- 7** Turn over, slide front and rear tabs into slots.

